



REVIEW

Enhancing natural cycles in agro-ecosystems to boost plant carbon capture and soil storage

Wolfram Buss ^{1,*}, Kirsty Yeates¹, Eelco J. Rohling ^{2,3} and Justin Borevitz¹

¹Research School of Biology, Australian National University, 134 Linnaeus Way, Canberra 2601, Australia,

²Research School of Earth Sciences, Australian National University, 142 Mills Road, Canberra, ACT 2601,

Australia, ³School of Ocean and Earth Science, University of Southampton, National Oceanography Centre, Southampton, SO15 3ZH, UK

*Correspondence address. Research School of Biology, Australian National University, Canberra, Australia. E-mail: wolfram.buss@anu.edu.au

ABSTRACT

One of society's greatest challenges is sequestering vast amounts of carbon to avoid dangerous climate change without driving competition for land and resources. Here we assess the potential of an integrated approach based on enhancement of natural biogeochemical cycles in agro-ecosystems that stimulate carbon capture and storage while increasing resilience and long-term productivity. The method integrates plant photosynthesis in the form of (cover) crops and agroforestry, which drives carbon capture. Belowground plant-carbon is efficiently stored as stable soil organic carbon. Aboveground crop and tree residues are pyrolyzed into biochar, which is applied to the soil reducing carbon release through decomposition. Enhanced weathering of basalt powder worked into the soil further captures and stores carbon, while releasing nutrients and alkalinity. The integrated system is regenerative, through enhanced virtuous cycles that lead to improved plant capture, biomass storage and crop yield, the prerequisites for large-scale carbon sequestration along with food security.

Key words: carbon sequestration; regenerative agriculture; biochar; enhanced weathering; negative emissions; agro-ecosystem; climate resilience.

INTRODUCTION

Human-induced climate change has significant adverse impacts on our environment, economy and way of life. Reductions of carbon dioxide emissions alone are no longer sufficient to avoid dangerous impacts [1, 2], and capture plus long-term storage of atmospheric carbon will be required.

Large-scale carbon sequestration is possible through a range of options, each with its own advantages and drawbacks [3–7]. One family of methods centres on enhancing natural biogeochemical processes. These techniques also called nature-based

solutions or geotherapy have positive environmental impacts [3, 4, 7–9], and could (partly) pay for themselves by increasing natural capital and agricultural productivity [6]. Examples include (i) boosting the growth of and standing carbon stock in plants in cropping and pasture systems through cover- and inter-cropping (e.g. agroforestry); (ii) re-establishing and/or enhancing soil organic carbon (SOC) stocks [10]; (iii) production of biochar, which is plant biomass transformed at elevated temperatures under oxygen-limited conditions (pyrolysis) into a recalcitrant form that withstands decomposition for many

Submitted: 3 March 2021; Received (in revised form): 23 June 2021. Accepted: 24 June 2021

© The Author(s) 2021. Published by Oxford University Press.

This is an Open Access article distributed under the terms of the Creative Commons Attribution License (<http://creativecommons.org/licenses/by/4.0/>), which permits unrestricted reuse, distribution, and reproduction in any medium, provided the original work is properly cited.

decades/centuries to possibly even millennia [11]; and (iv) increasing the inorganic carbon sink in soils via Mg and Ca silicate weathering by working finely ground rock (basalt) into soils [12].

The combined global carbon sequestration potential of such measures has been estimated at 0.3–6.8 Gt C year⁻¹ [13]. The potential of each technique independently has been reported in Smith et al. [13], who compiled the full range of literature values:

1. Agroforestry: ~0.03–1.55 Gt C year⁻¹
2. Soil organic carbon sequestration (SOC): 0.14–1.36 Gt C year⁻¹
3. Biochar: 0.01–1.80 Gt C year⁻¹
4. Enhanced rock (basalt) weathering: 0.14–1.1 Gt C year⁻¹.

Large-scale carbon sequestration is an enormous challenge in itself, and doing so without competition for land and resources among different carbon sequestration techniques and with food production is an even greater one [14–16]. Here we evaluate an integration of the aforementioned land-based carbon sequestration techniques in agricultural systems on the same land area (Fig. 1). This avoids competition for land and resources among drawdown methods, and further helps to build resilient and regenerative agro-ecosystems. Importantly, we contend that interactions between methods and with soil processes can set up synergistic virtuous cycles that further enhance the potential for carbon sequestration. This study aims to (i) discuss the key limitations of individual carbon sequestration techniques by themselves, a prerequisite to maximize their potential; (ii) assess interactions and synergies between the techniques; and (iii) define conditions and strategies that allow for integration and large-scale carbon sequestration in agro-ecosystems.

DEFINITIONS AND KEY LIMITATIONS OF INDIVIDUAL TECHNIQUES

Plants

Plants are the central players in the assessed land-based carbon sequestration system (Fig. 1). They capture CO₂ and convert it into sugars that are translocated throughout the plant and soil. Eventually, plant carbon enters the soil from above-ground litter, and from roots and their rhizodeposits (Fig. 2). Typically, practices that increase above-ground biomass also accumulate SOC; plant productivity and the size of the SOC pool are linked [22].

Globally, plant biomass accumulation is limited by nutrients and water [23, 24]. Plant carbon can accumulate quickly, but the system then starts to saturate [25] and the captured carbon dioxide can even be released, e.g. by fires, land-use change and climate change (Table 1) [35]. If undisturbed, however, plant carbon (in the form of trees) is stable for >100 years [25], the typical timescale for climate-change predictions [36].

Cover crops (the establishment of plants for the purpose of protecting the soil) boost above-ground carbon stocks throughout the year and can increase SOC stocks by 0.1–1 t ha⁻¹ year⁻¹ [37, 38]. Plant and soil carbon storage increases with plant species-richness due to higher niche partitioning, and thus nutrient and water use efficiencies [39–41]. Adding trees to agricultural land and consequently conversion of crop- and grassland into agroforestry, a form of inter-cropping (the integration of at least two plant species in the same area), can increase above-ground biomass >10-fold and has been found to increase SOC stocks by 25 and 19% globally, respectively [42, 43]. Agroforestry

operations can be established and maintained at costs of USD 0.3–20 t⁻¹ CO₂ (median USD 2.5 t⁻¹ CO₂) [26–29].

Soil organic carbon

Microorganisms degrade plant carbon (respiring CO₂), but also foster conversion into stable forms of SOC [44, 45] (Fig. 2a). Both processes are affected by the activity, abundance and community composition of microorganisms and are soil dependent [46]. To achieve long-term sequestration of plant-derived carbon, a simple increase in total SOC content is insufficient. Instead, an increase is needed in persistent SOC stocks, through protection in soil microaggregates (aggregate occlusion), and/or carbon-binding to clay and silt particles (mineral-associated SOC/matrix stabilization) [22, 47]. Therefore, the soil needs to possess sink strength in the form of available minerals or soil aggregation to build stable SOC (Fig. 2). Aggregate protection typically stabilizes SOC on decadal time scales, while mineral matrix stabilization can protect SOC for centuries [47].

Similar to plant biomass, SOC levels reach saturation and can be disturbed, e.g. through overgrazing, land-use change and climate change [22, 25, 38, 44]. Besides biomass input and the availability of sink strength, stable SOC accumulation depends on the conversion efficiency of plant carbon into SOC, here defined as the carbon sequestration efficiency (CSE) (Fig. 2), and the rate of SOC degradation [48, 49]. The microbial growth efficiency (carbon use efficiency) defines the proportion of plant carbon that is converted into microbial biomass and stored, versus the proportion that is decomposed and released as CO₂ via heterotrophic respiration [49]. The microbial carbon can subsequently be stabilized into other forms of SOC (mineral-associated SOC mainly) [50]. Both processes combined make up the CSE as defined here. In most agricultural systems, only a small proportion of above-ground plant carbon is transformed into (stable) SOC by biological processes; the CSE is low at only ~8% [17] reflected in Fig. 2a as 4% of the overall plant carbon stabilized (8% of the 45% carbon as shoot biomass). Agricultural practice changes that increase SOC can be implemented at zero or even negative costs [3].

Biochar

During biochar production (pyrolysis), biomass is heated in the absence of oxygen, which directly converts the atmospheric carbon that was captured by plants into a form that is stable for centuries [11] (Fig. 2b). The process results in an initial release of ~45% of the plant carbon stored in agricultural and forestry residues (mean over different temperatures) [51] and, hence, in greater carbon emissions in the first few years of biochar production, relative to regular biomass decomposition (negative values in Fig. 3). However, over subsequent years, this is offset, as further decomposition emissions are avoided, and net carbon-negative conditions develop. The mean residence time of biochar has been estimated at 500–1000 years, several orders of magnitudes greater than that of unpyrolyzed biomass [52, 55, 56]. Assuming a ~60 times lower degradation rate of biochar than unpyrolyzed biomass [55], biomass pyrolysis becomes net carbon negative after ~3–5 years (Fig. 3).

Biochar use is limited by biomass feedstock availability and processing costs. For example, it can be essential to leave crop residues in the field to reduce soil erosion and evaporative losses in water-limited regions [57]. In other cases, some (bioenergy) crop and forestry residues are well suited for biochar production [58]. Globally, wheat, e.g. had annual grain yields of 0.4–9.4 t ha⁻¹ in

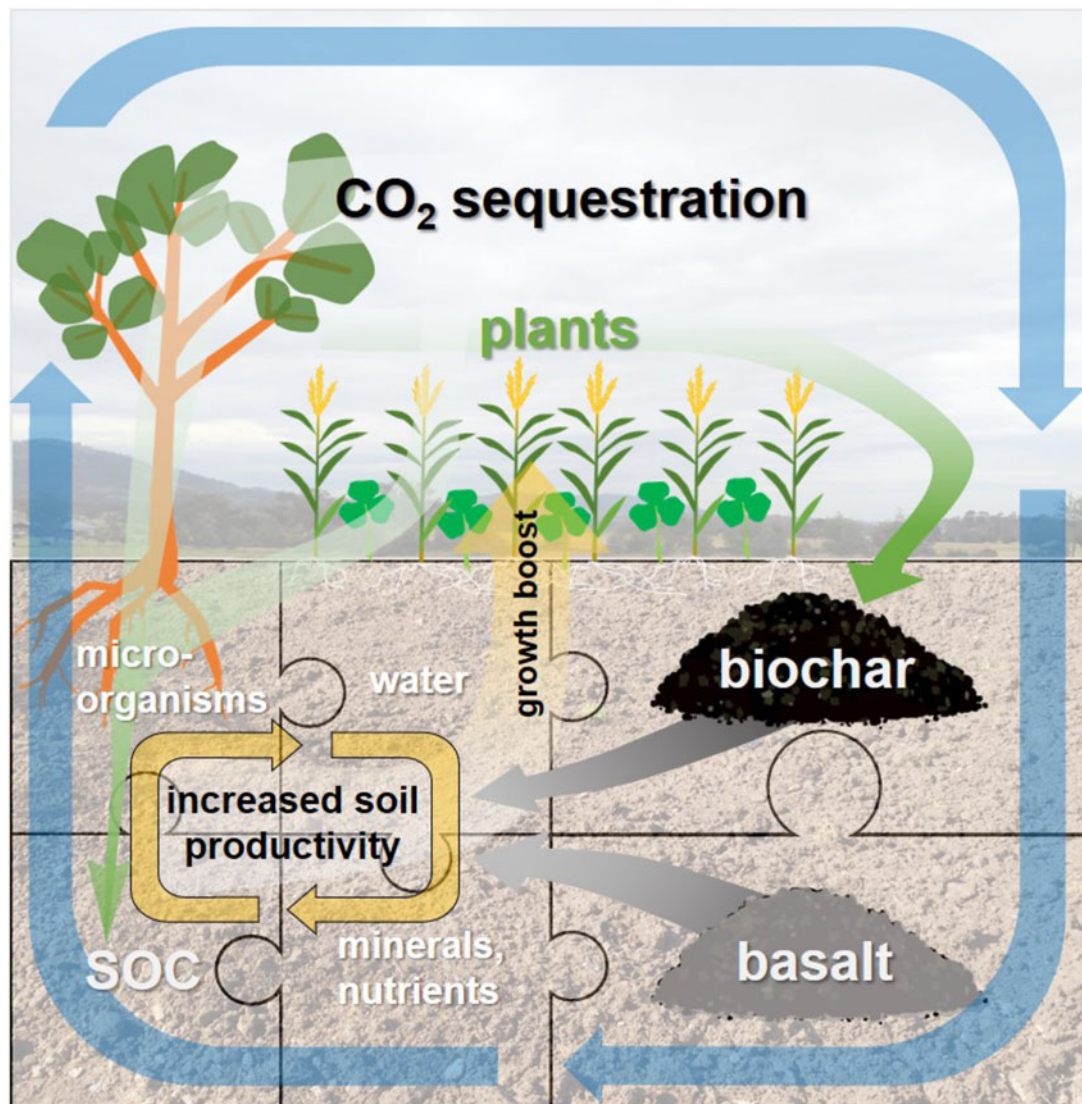


Figure 1: Integration of four land-based carbon sequestration techniques on the same land area. Improved soil conditions (microorganisms, water, minerals/nutrients and SOC content) boost plant growth. Addition of basalt and biochar can enhance a virtuous cycle of plant carbon capture and soil storage. Green symbolizes plant carbon flow, blue is the hydrological cycle

2019 (mean 3.3 t ha^{-1} ; range/mean of all countries listed in database) [59]. With a typical harvest index of 0.5 (50% of biomass in grain, 50% into stem and leaves) [60], $0.4\text{--}9.4 \text{ t ha}^{-1}$ of wheat straw residue is produced annually on-farm. Tree plantations can produce $\sim 10\text{--}100 \text{ t ha}^{-1}$ of residue over a 30- to 40-year rotation, equivalent to $0.25\text{--}3.3 \text{ t ha}^{-1} \text{ year}^{-1}$ [61–63]. The biochar yield from woody and grass feedstocks is $\sim 25\%$ on average across different pyrolysis temperatures [19]. Hence, pyrolysis of wheat straw and pine plantation residues produces $0.1\text{--}2.4$ and $0.06\text{--}0.8 \text{ t ha}^{-1} \text{ year}^{-1}$ of biochar, respectively (mean 0.8 and $0.4 \text{ t ha}^{-1} \text{ year}^{-1}$).

We thus infer that limited on-site availability of biomass residues in agriculture and neighbouring forestry systems will initially enable biochar application rate of $\sim 1 \text{ t ha}^{-1} \text{ year}^{-1}$, which corresponds to $0.73 \text{ t C ha}^{-1} \text{ year}^{-1}$ at a mean biochar carbon content of 73% [52]. To make more accurate assessments, alternative uses of residues need to be considered locally and biomass availability (e.g. forestry sites) mapped to biochar use (agricultural sites). Estimated CO_2 abatement costs using biochar from forestry and agricultural residues are USD $50\text{--}300 \text{ t}^{-1}$

CO_2 (median USD $130 \text{ t}^{-1} \text{ CO}_2$), which includes costs for feedstock (either collection and transport costs on farm or commercial price), biochar production and application [31–33, 59].

Basalt weathering

Enhanced weathering is the acceleration of the natural process of rock dissolution by crushing Mg- and Ca-rich silicate rocks before application to soil. During weathering, carbon dioxide is captured and initially stored in the form of dissolved bicarbonate (HCO_3^-). Further reactions convert the bicarbonate into Ca and Mg carbonates, which deposit in the marine environment where they remain sequestered for millennia [12]. Basalts are the preferred rock types because they are rich in elements beneficial to plant growth (P and K) and contain low concentrations of elements potentially toxic for plants, such as Cr and Ni [12].

Actual basalt weathering rates and hence carbon drawdown potential remain uncertain, depending strongly on particle size (limited by grinding cost), climatic and soil conditions, and

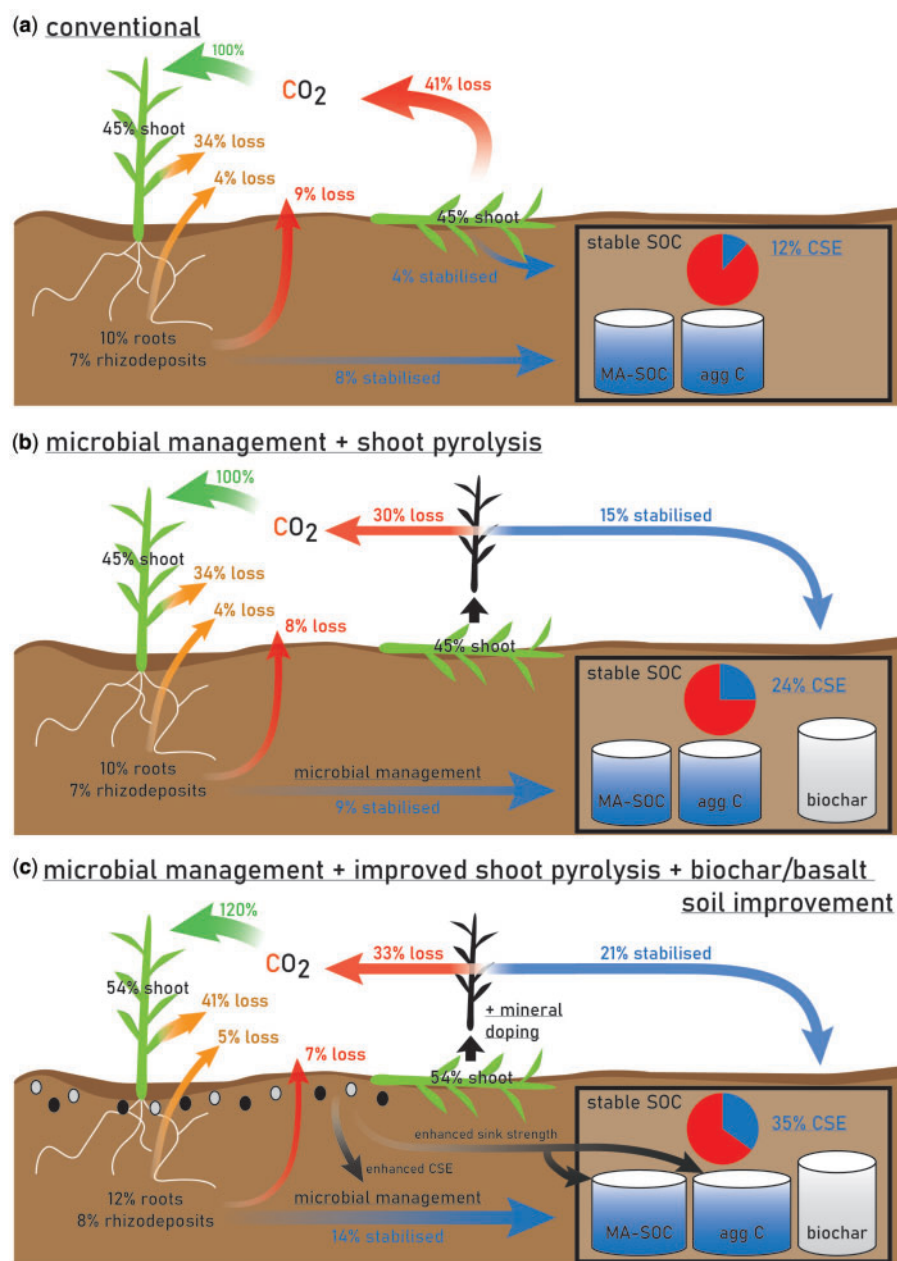


Figure 2: Relative Carbon Sequestration Efficiency (CSE) of above- and belowground plant carbon into stable forms of soil carbon (MA-SOC, agg C, biochar). (a) Conventional cropping systems, (b) system with plant shoot pyrolysis (+ biochar soil application) and management of microbial composition for maximum stable SOC accumulation, and (c) system with mineral doping of feedstock before pyrolysis, microbial management, and improvements of soil properties through biochar and rock dust application, which increases plant growth and photosynthesis. Size and shading of the stable carbon cylinders demonstrate the size of the carbon sink and level of saturation, with biochar having unlimited sink strength. Green arrows represent photosynthesis, orange autotrophic respiration, red heterotrophic respiration and blue carbon stabilization pathways. MA-SOC, mineral associated SOC; agg C, aggregate carbon. Percentage are example literature values presented for illustrative purposes, they vary according to the system under investigation (soil, plant type, etc): plant carbon allocation [10], conversion efficiency of plant litter and rhizodeposits into SOC [17], concept of increased CSE of rhizodeposits into SOC (20% relative improvement assumed) [18], biochar CSE and improved CSE through mineral doping (mean across pyrolysis temperatures) [19], increase in SOC storage capacity and CSE by biochar and basalt (combined relative CSE improvement of 20% assumed) [20, 21]

biological activity [8, 64, 65]. Water flow is critical because mineral surfaces have to be in contact with water for the dissolution reaction to take place, and disturbed for the reaction to continue [66]. Therefore, wet and warm climates demonstrate the highest weathering rates by far [67, 68].

Besides precipitation and runoff, soil hydrology plays a crucial role in mineral weathering [69]. In all climate zones, heavy clays and compacted soils will likely limit the dissolution rates of added basalt severely due to low saturated hydraulic conductivity (poor

water flow through soil) and a prevalence of preferential water flow pathways through cracks in soil that minimize interaction with basalt minerals [70, 71]. Under natural conditions, flow in soil generally affects only 0.1–10% of the soil matrix [72], so that most of the available mineral surfaces cannot exchange solutes, which limits dissolution. Poor contact between pore water and mineral surfaces could explain the 2–3 orders of magnitude difference in weathering rates that is measured in field (poor contact) versus lab (maximum contact) experiments [70, 73].

Table 1: Key attributes of four land-based carbon sequestration techniques

Attribute	Plants (agroforestry)	SOC	Biochar	Enhanced basalt weathering
Carbon capture	✓	✗	✗	✓
'Permanent' carbon sequestration (>100 years)	✓/✗ Prone to perturbations	✓/✗ Prone to perturbations	✓	✓
Saturation level	✓	✓	✗	✗
Main carbon sequestration limitations	Land area (nutrients, water)	Biomass input, microbial carbon conversion efficiency, microbial SOC decomposition	Biomass availability, production costs	Weathering rate, grinding and transport cost
Improvement of soil properties	✓	✓	✓	✓
Costs (USD t ⁻¹ CO ₂) [reference]	Range: 0.3–20 Median: 2.5 [26–29]	Zero or even negative [3]	Range: 50–300 Median: 130 [30–33]	Range: 50–200 Median: 160 [8, 34]

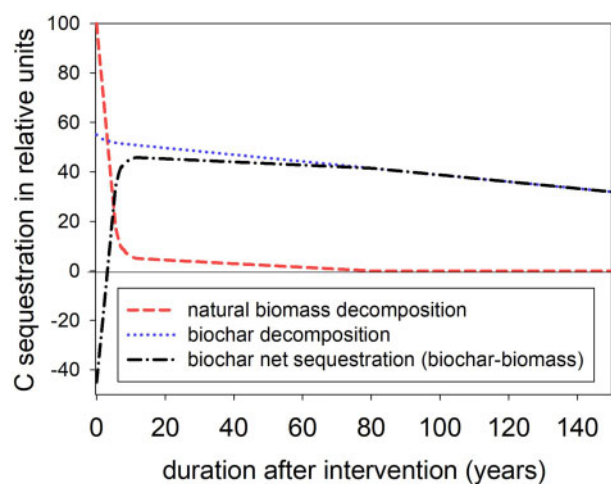


Figure 3: Carbon storage over time in relative units comparing natural biomass decomposition versus conversion into biochar. The black (dotted-dashed) line shows the resulting biochar net carbon sequestration [53–55]

Using sorghum plants and highly controlled experimental conditions with constant irrigation (2330 mm year⁻¹), drainage and assuming permanent exposure of mineral surfaces to water, basalt weathering rates were estimated to drive carbon sequestration at 0.63–0.82 t C ha⁻¹ year⁻¹ for 100 t ha⁻¹ basalt application, using a reactive transport model [65]. This is equivalent to around 10% of its total theoretical carbon sequestration potential (~0.08 t C t⁻¹ rock) [74]. Mesocosm studies with wheat and barley, a precipitation of 800 mm year⁻¹, and natural processes such as drying cycles, preferential water flow and mineral precipitation, found the carbon sequestration potential of olivine (more rapid theoretical weathering and more total sequestration potential than basalt) to be much lower, 0.006–0.013 t C ha⁻¹ year⁻¹ at an application rate of 220 t ha⁻¹ [64]. It confirms the discrepancy of rock weathering rates between controlled lab conditions and natural conditions brought forward by other authors [70, 73].

According to the rather limited body of existing studies, enhanced basalt weathering rates might be too low under realistic field conditions (range of 0.01 t C ha⁻¹ year⁻¹) to sequester significant amounts of carbon dioxide on a societally relevant time

scale (~100 years). Yet, modelling studies predict significant carbon capture potential in areas where hydrological and climate conditions are suitable at costs of USD 50–200 t⁻¹ CO₂ (median USD 160 t⁻¹ CO₂) [8, 34]. This highlights an urgent need for more studies that assess mineral weathering in the field under realistic conditions, and strategies to increase the weathering rate (some of which are discussed in this article).

MECHANISTIC INTERACTIONS AND SYNERGIES AMONG TECHNIQUES

Nutrient retention, availability and acquisition

Nutrient leaching and low nutrient use efficiency in agricultural systems (Fig. 4a) are significant environmental and economic issues. SOC has a very high cation exchange capacity (CEC), so that building up SOC helps to retain positively charged nutrients, such as Ca, Mg and K [75]. Biochar and basalt application mainly affect the CEC in acidic soils through an increase in soil pH, although the direct provision of negatively charged surface sites may also have a positive influence [76–78]. Enrichment of biomass with inorganic nutrients before pyrolysis or application of biochar with nutrient-rich organic or inorganic materials offers slow-nutrient release potential that provides synergistic improvements on plant growth [19, 79–82].

A global meta-analysis demonstrated that 50% less N fertilizer (typically comprising positively charged ammonium and negatively charged nitrate) was needed for wheat and maize when the SOC content was increased from 0.5 to 1% [83]. Better plant growth feeds more carbon into the soil, helping to build SOC, which then supports further nutrient retention. Biochar ageing could also help to retain nitrate [80]. Inter-cropping and cover cropping increase N, P and micronutrient use efficiency, while resource sharing of plants and mycorrhizal fungi facilitates nutrient acquisition, with positive effects on crop growth [40, 41, 84, 85].

Plants and microorganisms can mine nutrients from (added) basalt and hence increase nutrient availability and basalt weathering rates by exudation of organic ligands, such as acetate and propionate [86, 87]. These acids lower the reaction pH, increasing the rate of dissolution, and can also precipitate and form complexes with basalt dissolution products, which enable further dissolution. In addition, uptake of already-dissolved

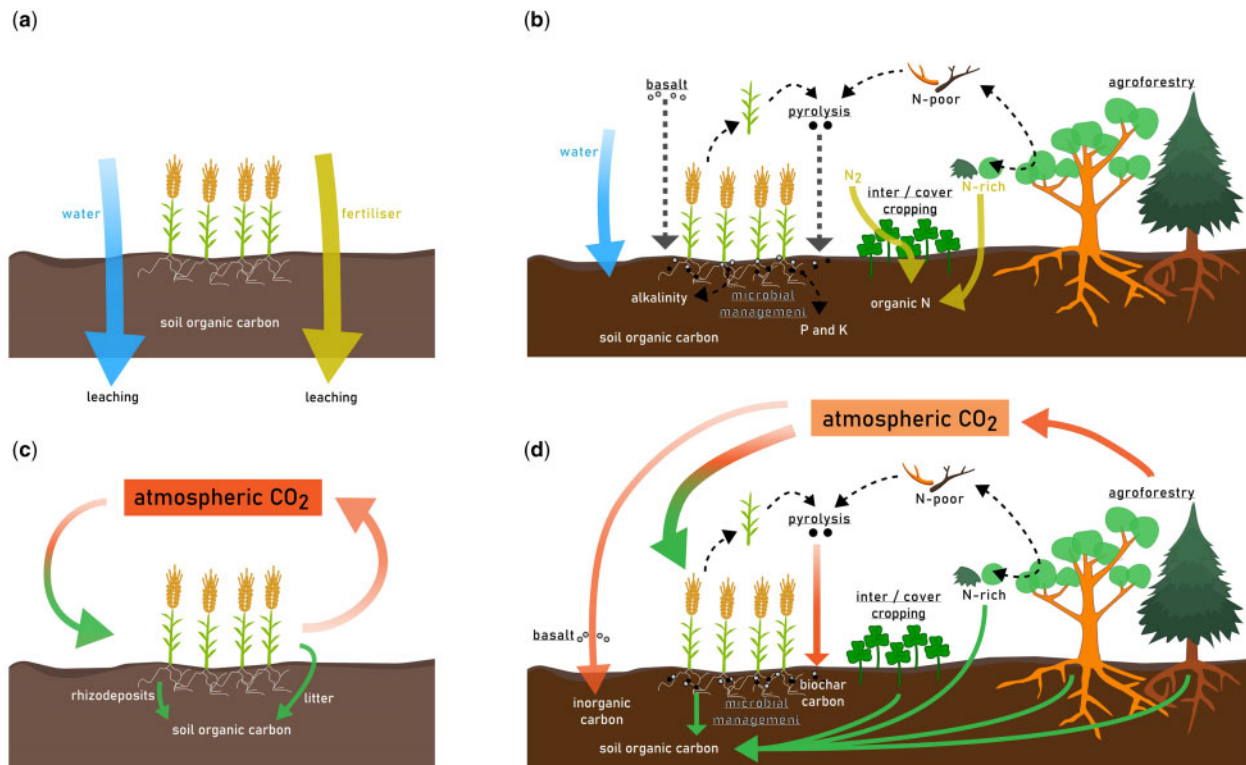


Figure 4: Nutrient and water (a, b) and carbon dynamics (c, d) in agro-ecosystems. Panels (a, c) represent a conventional cropping system and (b, d) enhanced system with land management options to maximize carbon sequestration and system resilience. In (a) soil holds fertiliser and water poorly. In (b) accumulation of SOC and improved soil aggregation enables improved water retention and inter/cover cropping and basalt provide nutrients. (c) describes a conventional system where carbon is provided to soil in the form of crop rhizodeposits and residues (litter) with most of the plant carbon lost as CO_2 . In (d) CO_2 is captured by a diverse arrangement of plants and through basalt weathering

nutrients by plants shifts reaction equilibria towards the products [86, 87]. In various studies plants increased rock weathering rates by a factor of 1–10 compared with an unplanted control [86, 88–91]. It highlights the effect biological activity can have on basalt dissolution and the need to consider the entire plant–soil–climate system to evaluate weathering rates and plant nutrient provision from basalt.

Soil hydraulic functions

Ideally, precipitation is captured in soil through rapid infiltration and high-water retention. Soil texture (particle size distribution, sand–silt–clay content) has long been considered the key factor in soil hydrology. In clay-rich soils, a low saturated hydraulic conductivity restricts water infiltration and movement within soil. In contrast, saturated hydraulic conductivity is high but water retention is low in sandy soils. Modifying soil texture is challenging because it needs very high application rates of minerals, such as basalt [64].

Soil structure (aggregation) is likely to be at least as important as soil texture for soil hydraulic functions [24, 92]. Increased SOC content, root biomass and the abundance of soil organisms have been correlated with high soil aggregation [92, 93]. Ca, often a significant part of basalt, also facilitates soil aggregation and SOC stabilization, in particular, in clay-rich soils (it reduces soil slaking and dispersion) [94–96]. Therefore, accumulation of SOC and basalt application can help water infiltration and retention. Intercropping facilitates water use efficiency through complementary root architecture, enhanced soil aggregation and hydraulic lift, i.e. wicking of soil water from deep zones through

roots to drier, upper soil. These features can significantly boost plant biomass and yields [40, 41, 97], which in turn helps build up SOC, highlighting virtuous interactions.

Biochar application can likely change both soil texture via biochar particle size and soil structure. Application of $<30 \text{ t ha}^{-1}$ of high surface-area biochar can increase hydraulic conductivity in clay-rich soils [98]. While a cumulative biochar application of 10 t ha^{-1} over 5–10 years will only marginally increase the plant-available water content of sandy soil, further application to $>30 \text{ t ha}^{-1}$ is expected to substantially increase the water-storage capacity [98].

More available water can increase plant growth, which in turn helps to retain and re-circulate water locally (transpiration instead of runoff) [99], and to improve the contact between water and minerals and, hence, the mineral weathering rate.

Aboveground plant carbon sequestration efficiency

Producing biochar from aboveground plant residues in high-biomass systems is key because it has a higher CSE than natural biomass decomposition on a century timescale. Optimizing the biochar production system for maximum (stable) carbon yield decreases carbon losses further, and significantly improves the CSE. The carbon sequestration potential of woody biochar per unit biomass input can be increased by up to 45% by spraying low levels (2%) of alkali (and earth alkaline) metals onto the biomass, such as potassium or sodium [19], or by incorporating wood ash [100] (Fig. 2c). A significant part of basalt comprises alkali and earth alkaline metals (Table 2) that could also have the potential to catalyze biochar formation when incorporated into

Table 2: Elemental contents of basalts [101–104]

Element	n	Content (%)					Dose in kg ha ⁻¹ at basalt application rate of 10 t ha ⁻¹				
		Mean	SD	Median	Min	Max	Mean	SD	Median	Min	Max
Mg	64	3.7	1.1	3.5	1.8	7.0	370	110	350	180	700
Ca	64	5.3	1.1	5.4	1.5	7.6	530	110	540	150	760
K	64	0.7	0.6	0.6	0.2	4.3	70	60	60	20	430
P	64	0.2	0.1	0.2	0.1	0.5	20	10	20	10	50
Al	64	9.4	1.1	9.4	5.4	11.5	940	110	940	540	1150
Fe	64	5.6	2.5	6.6	1.0	9.3	560	250	660	100	930
CCE (%)		22			8	36	2200			800	3600

CCE, calcium carbonate equivalency (%) compares lime with lime replacements in their ability to alter soil pH, based on 40% Ca content in CaCO₃.

the biomass before pyrolysis, which in addition increases the nutrient content of biochar, providing further benefits for plant growth and carbon sequestration.

Biochar could be produced from biomass harvested from matured agroforestry systems (Fig. 4d), which are estimated to ultimately provide up to 10× higher biomass yields than simple cropping and pasture systems [43] with estimates ranging from 0.3 to 15 t C ha⁻¹ [105]. Light limitation can cause tree growth to decline with age, so that tree pruning and thinning stimulate higher growth rates [106, 107]. The conversion of harvested agroforestry residues (average ~15% tree biomass pruning/thinning assumed per year) into biochar could make 0.05–2.3 t ha⁻¹ year⁻¹ biomass available that supports the production of 0.01–0.6 t ha⁻¹ of biochar per year (~0.01–0.4 t C ha⁻¹ year⁻¹), which is in addition to crop/forestry residue biochar. Other options to obtain biomass for biochar production on-farm are setting aside land for tree plantations [108] or fast-growing bioenergy crops, harvesting woody weeds, which can yield up to 44 t ha⁻¹ of biomass [109], or increasing straw residues by planting crop varieties with lower harvest indices.

Dividing aboveground tree and shrub residues from agroforestry systems into N-rich green material and carbon-rich woody debris could further increase the CSE and improves N management (Fig. 4b and d). During pyrolysis, N is mostly lost or converted into an unavailable form [110], so that only the N-poor biomass fraction should be used for biochar production. Green, N-rich biomass is (biologically) converted into SOC more efficiently (higher CSE) than N-poor biomass [45, 48, 50], which makes N-rich (composted) biomass ideal for building up SOC and providing N to plants (Fig. 4b).

Importantly, more N is needed in the formation of mineral-associated SOC, relative to less persistent forms of SOC (aggregate carbon); more available N in soil increases SOC stability [111]. Consequently, the SOC pool is typically higher and more stable under N-rich plant species, e.g. legumes and N-fixing trees, than under N-poor species, which highlights the value of N-rich biomass as cover or inter crop [50, 112, 113] (Fig. 4b and d).

Belowground plant CSE

Root biomass and rhizodeposition inject carbon deeper into soils than the soil surface plant-litter pathway, and offer a more efficient route for conversion into (stable) SOC (higher CSE) (~46% below ground in agricultural systems versus ~8% above ground; Fig. 2a highlights these pathways including carbon partitioning within the plant) [17, 114]. Further increase in the CSE could be achieved through management of the soil microbial

community to increase the proportion of rhizodeposits that is converted into stable SOC [18, 115] (Fig. 2b). 'Deep carbon' stocks (>20 cm) are also less influenced by climate than near-surface SOC, and so are less likely to be released in response to climate change [116].

Crops (annual—one season—plants), however, only supply belowground carbon within the first ~100 days, with a sharp decline after ~30 days [10]. Perennials supply belowground carbon (roots + rhizodeposits) over the entire vegetation period at levels equivalent to peak carbon supplies from annual crops. Therefore, a constant plant cover in form of perennial cover crops (living mulch), preferably a mix of legumes and non-legumes, or intercrops (e.g. agroforestry) can provide a continuous source of deep carbon, fostering both improved (stable) SOC formation and increased plant yields [43, 85, 86]. Elevated rhizodeposit input, e.g. through cover crops, however, could also result in loss (priming) of existing SOC stocks under some circumstances [117, 118]. Further investigation into locally optimized practices is needed to achieve the best net outcomes.

Genetic selection of annual crops for increased belowground carbon allocation may also increase the stable SOC pool [10, 17, 114]. Although in the short-term this can decrease crop yields owing to diversion of plant energy from grain to belowground mass, SOC levels up to 2% correlate positively with crop yields, which demonstrates that building up SOC eventually results in a net agronomic advantage [84]. In addition, a higher carbon allocation in rhizodeposits can result in enhanced nutrient supply from microorganisms, since rhizodeposits directly feed microorganisms in exchange for nutrients [119]. Nurturing healthy soils by investing energy and resources belowground will bring benefits that allow farming systems to maintain yields in a changing climate, in stark contrast to a system purely focused on short-term optimization of carbon allocation into grains (Fig. 1).

Longer-term SOC storage

Mineral-associated SOC storage depends on availability of appropriate sink minerals. Saturation takes place when the store of suitable minerals has been utilized, and leads to particularly low CSEs in some soils [113, 120]. Basalt weathering supplies abundant Ca, Mg, Al and Fe (Table 2) to the soil surface layer providing mineral surfaces for the formation of mineral-associated SOC, and improving soil aggregation (aggregate carbon) [45, 48, 96, 113] (Fig. 2c). Application of goethite (an Fe-rich mineral) at 1.6 t ha⁻¹ has been found to increase the CSE of rhizodeposits [20]. Biochar application does not increase the mineral surface sink, but it can increase the conversion efficiency

of rhizodeposits into mineral-associated SOC (higher CSE), decrease SOC degradation (negative priming) and foster the formation of microaggregates that promote further SOC stabilization [21] (Fig. 2c).

Biochar contains chemically and biologically recalcitrant carbon [11] that does not easily degrade into low-molecular weight hydrocarbons, the form in which SOC sorbs to and is protected by minerals [51]. Therefore, removing carbon from the natural plant-SOC-atmospheric CO₂ cycle via pyrolysis helps to avoid SOC saturation of mineral surfaces. In particular, in regions with soils close to their maximum SOC storage capacity, which reduces the CSE of plant litter into SOC [113], crop, shrub and tree residues, should be pyrolyzed to avoid the release of existing SOC (positive priming) [50, 121]. Some of the most fertile soils on the planet naturally have a (bio)char content of up to 50–80% of its soil carbon content [122, 123].

Biochar particles migrate into deeper soil horizons over time, which reduces their vulnerability to decomposition and further increases persistence [123, 124]. Eventually biochar can leach through soil into groundwater and be transported via rivers into the ocean [125, 126]. During this process biochar remains stable [124]. In fact, (bio)char in rivers and marine sediments have a residence time of thousands of years [120, 127]. Therefore, the capacity to store carbon in the form of biochar in the environment is likely unlimited (Table 1 and Fig. 2).

STRATEGIES FOR INTEGRATION IN AGRO-ECOSYSTEMS

On a global scale, plant growth is limited by P and N, although K can also limit productivity [23, 128]. N for crop growth can be provided by microorganisms that live in natural symbiosis with plants, but P, K and other nutrients are non-renewable and depleted in many ecosystems [23, 128]. Basalts contain mineral nutrients in relevant quantities to satisfy plant demand, and therefore can (partly) replace conventional fertilizer application; on average basalts from four continents contained 0.2% P, 0.7% K, 5.3% Ca and 3.7% Mg (Table 2) [101–104].

Basalt application at 10 t ha⁻¹ provides 10–50 kg P ha⁻¹ and 20–430 kg K ha⁻¹ (Table 2). Typical recommendations (depending on soil type, existing soil nutrients, etc.) are 40 kg P ha⁻¹ and 133 kg K ha⁻¹ for winter wheat, and 26 kg P ha⁻¹ and 50 kg K ha⁻¹ for improved rice varieties [129]. This demonstrates that basalts can theoretically supply sufficient K and P to compensate for nutrients that are removed with the harvest. However, not all of the K and P are immediately plant available [66, 78], and further research is needed to establish basalt-based nutrient supply in the short (immediate plant uptake), medium (one growing season) and long term (several growing seasons).

Basalts (and biochar) also contain Ca and Mg that can neutralize acidic soil [78, 130]. Biochar and rock dust application at rates of 1 and 10 t ha⁻¹, respectively, supply calcium carbonate equivalent to 0.8–3.6 t ha⁻¹ of lime; woody biochar provides ~0.06 t ha⁻¹ [131] and basalt 0.8–3.6 t ha⁻¹ (Table 2). At such proposed application rates, the pH in soils of most textures and CECs will likely increase to 5.5–6.5, the ideal pH for most plants [132, 133]. Yet, the response of soil pH to biochar and basalt application is slower than that to conventional lime addition because of a lower solubility [8, 134]. Still, silicate rocks can be a sustainable lime replacement that avoids the CO₂ emissions associated with lime production and application [135].

In semi-arid and arid areas rehydration strategies that supply water to plants will result in additional plant carbon and

SOC accumulation [136] and likely basalt weathering. Given that severe droughts accelerated by climate change already affect many areas around the world, and are predicted to intensify and spread geographically [137], the development of efficient rehydration strategies will be key to climate change adaption and ecosystem resilience. Such strategies cannot be overly reliant on ponds/lakes/dams, given that shallow open waters with large surface areas are subject to disproportionate evaporative losses and can be a source of methane [138, 139]. Instead, interventions to improve water retention within soils are critical.

Biogeochemical interventions through strategic application of biochar and basalt have the potential to spark virtuous cycles that increase water use efficiency, plant growth and SOC accumulation (Fig. 4b). In addition, cover cropping and landscape design through strategic tree planting, establishment of contour lines and soil terraces increase water infiltration and slow down the flow of water through the plant–soil system, and so help rehydrate the landscape [38, 40, 140, 141]. To enable significant basalt weathering even under low water conditions, we propose banded basalt application and landscape contouring to align water flow with the buried basalt. This should be tested in future studies. Yet, for example cover crops can increase water transpiration losses and in some circumstances could result in decreased crop yield in semi-arid environments, which calls for region-specific adaptation of practices [85, 142].

In our proposed method, increasing plant carbon capture and growth in agricultural systems with (perennial) ground cover and partial tree canopy cover is the first step (Fig. 1). Improvements to water and nutrient supply enhance long-term soil properties and plant growth. The extra plant biomass then is managed through efficient conversion into biochar and (other) stable SOC (Fig. 2c). This enables virtuous cycles that further capture and storage water and carbon (Fig. 1).

OUTLOOK

Various unanswered issues arise as the key to future research questions, such as the weathering rate and plant nutrient-provision potential of basalt and the degree to which a specifically designed and regeneratively managed landscape can increase water use efficiency. Field trials and demonstration sites across climate and soil types are urgently needed to establish guidelines toward optimized carbon sequestration in productive agro-ecosystems.

Even more importantly, gaps between disciplines need to be bridged. First, to facilitate adoption of these concepts in practice, novel soil models with measurable soil carbon pools [143, 144] and improved representation of soil structure and associated hydrologic responses [26] need to be integrated into crop growth models, and calibrated to local conditions. Prediction tools will increase confidence in long-term sequestration benefits, which is required to garner further support from industry, government and farmers. Secondly, application of biochar and basalt in different proportions and compositions needs to be incorporated into the models and combined with techno-economic analyses and decision-support tools. Detailed landscape mapping and analysis will allow further fine-scale modelling of nutrient and water flows and help in determining the ideal placement of trees and establishment of rehydration strategies in water-limited environments. Such fine-scale modelling and adaptations in heterogeneous landscapes are essential for tailored approaches with respect to local to regional scale soil and climate conditions, which form the corner stone of successful implementations that safeguard our climate, environment and food production.

FUNDING

The authors acknowledge the funding provided by the Australian National University Grand Challenges Scheme.

CONFLICT OF INTEREST

E.J.R. holds the position of Editor-in-Chief for Oxford Open Climate Change and was blinded from reviewing or making decisions for this manuscript.

AUTHORS' CONTRIBUTIONS

W.B. prepared the manuscript and designed the figures with input from the co-authors. K.Y., J.B. and E.J.R. edited and reviewed the manuscript. All authors worked on conceptualizing the idea of integration of carbon sequestration techniques that were originally developed by J.B. and E.J.R.

References

- Allen MR, de Coninck H, Dube OP et al. Technical Summary: Global Warming of 1.5 C. An IPCC Special Report on the Impacts of Global Warming of 1.5 C above Pre-Industrial Levels and Related Global Greenhouse Gas Emission Pathways, in the Context of Strengthening the Global Response to the Threat, 2018.
- Hansen J, Sato M, Kharecha P et al. Earth system dynamics young people's burden: requirement of negative CO₂ emissions. *Earth Syst Dyn* 2017;**8**:577–616.
- Smith P. Soil carbon sequestration and biochar as negative emission technologies. *Glob Chang Biol* 2016;**22**:1315–24. doi:10.1111/gcb.13178.
- Smith P, Davis SJ, Creutzig F et al. Biophysical and economic limits to negative CO₂ emissions. *Nat Clim Chang* 2016;**6**:42–50. doi:10.1038/nclimate2870.
- Roe S, Streck C, Obersteiner M et al. Contribution of the land sector to a 1.5 C world. *Nat Clim Chang* 2019;**9**:817–28. doi:10.1038/s41558-019-0591-9.
- Hepburn C, Adlen E, Beddington J et al. The technological and economic prospects for CO₂ utilization and removal. *Nature* 2019;**575**:87–97. doi:10.1038/s41586-019-1681-6.
- Fuss S, Lamb WF, Callaghan MW et al. Negative emissions - Part 2: costs, potentials and side effects. *Environ Res Lett* 2018;**13**. doi:10.1088/1748-9326/aabf9f.
- Beerling DJ, Kantzas EP, Lomas MR et al. Potential for large-scale CO₂ removal via enhanced rock weathering with croplands. *Nature* 2020;**583**:242–48. doi:10.1038/s41586-020-2448-9.
- Paustian K, Lehmann J, Ogle S et al. Climate-smart soils. *Nature* 2016;**532**:49–57. doi:10.1038/nature17174.
- Pausch J, Kuzyakov Y. Carbon input by roots into the soil: quantification of rhizodeposition from root to ecosystem scale. *Glob Chang Biol* 2018;**24**:1–12. doi:10.1111/gcb.13850.
- Lehmann J, Joseph S. *Biochar for Environmental Management: Science and Technology and Implementation*, 2nd edn. London: Earthscan Ltd, 2015.
- Beerling DJ, Leake JR, Long SP et al. Climate, food and soil security. *Nat Plants* 2018;**4**:138–47. doi:10.1038/s41477-018-0108-y.
- Smith P, Calvin K, Nkem J et al. Which practices co-deliver food security, climate change mitigation and adaptation, and combat land degradation and desertification? *Glob Chang Biol* 2020;**26**:1532–75. doi:10.1111/gcb.14878.
- Fuhrman J, Mcjeon H, Patel P et al. Food–energy–water implications of negative emissions technologies in a +1.5 C future. *Nat Clim Chang* 2020;**10**:920–27. doi:10.1038/s41558-020-0876-z.
- Smith P, Adams J, Beerling DJ et al. Land-management options for greenhouse gas removal and their impacts on ecosystem services and the sustainable development goals. *Annu Rev Environ Resour* 2019;**44**:255–86. doi:10.1146/annurev-environ-101718-033129.
- Smith P, Haberl H, Popp A et al. How much land-based greenhouse gas mitigation can be achieved without compromising food security and environmental goals? *Glob Chang Biol* 2013;**19**:2285–302. doi:10.1111/gcb.12160.
- Jackson RB, Lajtha K, Crow SE et al. The ecology of soil carbon: pools, vulnerabilities, and biotic and abiotic controls. *Annu Rev Ecol Syst* 2017;**48**:419–45. doi:10.1146/annurev-ecolsys-112414-054234
- Mukasa Mugerwa TT, McGee PA. Potential effect of melanised endophytic fungi on levels of organic carbon within an alfisol. *Soil Res* 2017;**55**:245–52. doi:10.1071/SR16006.
- Mašek O, Buss W, Brownsort P et al. Potassium doping increases biochar carbon sequestration potential by 45%, facilitating decoupling of carbon sequestration from soil improvement. *Sci Rep* 2019:5514. doi:10.1038/s41598-019-41953-0.
- Jeewani PH, Gunina A, Tao L et al. Rusty sink of rhizodeposits and associated keystone microbiomes. *Soil Biol Biochem* 2020;**147**:107840. doi:10.1016/j.soilbio.2020.107840.
- Weng Z, Van Zwieten L, Singh BP et al. Biochar built soil carbon over a decade by stabilizing rhizodeposits. *Nat Clim Chang* 2017;**7**:371–6. doi:10.1038/nclimate3276.
- Smith P, Fang C, Dawson JJC et al. Impact of global warming on soil organic carbon. *Adv Agron* 2008;**97**:1–43. doi:10.1016/S0065-2113(07)00001-6.
- Terrer C, Jackson RB, Prentice IC et al. Nitrogen and phosphorus constrain the CO₂ fertilization of global plant biomass. *Nat Clim Chang* 2019;**9**:684–9. doi:10.1038/s41558-019-0545-2.
- Faticchi S, Or D, Walko R et al. Soil structure is an important omission in earth system models. *Nat Commun* 2020;**11**:522. doi:10.1038/s41467-020-14411-z.
- Luyssaert S, Schulze ED, Börner A et al. Old-growth forests as global carbon sinks. *Nature* 2008;**455**:213–15. doi:10.1038/nature07276.
- Pandey DN. Carbon sequestration in agroforestry systems. *Clim Policy* 2002;**2**:367–77. doi:10.3763/cpol.2002.0240.
- Jong De Gaona SO, BHJ, Montalvo SQ et al. Economics of agroforestry carbon sequestration - a case study from Southern Mexico. In: JRR Alavalapati, DE Mercer, (eds.), *Valuing Agroforestry Systems*. The Netherlands: Kluwer Academic Publishers, 2004, 123–38.
- Dixon RK, Winjum JK, Andrasko KJ et al. Integrated land-use systems: assessment of promising agroforestry and alternative land-use practices to enhance carbon conservation and sequestration. *Clim Chang* 1994;**27**:71–92.
- Adetoye A, Akerele D, Okojie L. Agroforestry practices and carbon sequestration cost estimates among forest land dependent households in Nigeria: a choice modelling approach. *J Earth Sci Clim Chang* 2017;**8**:417. doi:10.4172/2157-7617.1000417.
- Keske C, Godfrey T, Hoag DLK et al. Economic feasibility of biochar and agriculture coproduction from Canadian black spruce forest. *Food Energy Secur* 2020;**9**:e188. doi:10.1002/fes3.188.
- Dickinson D, Balduccio L, Buysse J et al. Cost-benefit analysis of using biochar to improve cereals agriculture. *GCB Bioenergy* 2015;**7**:850–64. doi:10.1111/gcbb.12180.

32. Shackley S, Hammond J, Gaunt J et al. The feasibility and costs of biochar deployment in the UK. *Carbon Manag* 2011;**2**: 335–56. doi:10.4155/cmt.11.22.
33. Homagain K, Shahi C, Luckai N et al. Life cycle cost and economic assessment of biochar-based bioenergy production and biochar land application in Northwestern Ontario, Canada. *For Ecosyst* 2016;**3**:21. doi:10.1186/s40663-016-0081-8.
34. Strefler J, Amann T, Bauer N et al. Potential and costs of carbon dioxide removal by enhanced weathering of rocks. *Environ Res Lett* 2018;**13**. doi:10.1088/1748-9326/aaa9c4.
35. Law BE, Hudiburg TW, Berner LT et al. Land use strategies to mitigate climate change in carbon dense temperate forests. *Proc Natl Acad Sci USA* 2018;**115**:3663–8. doi: 10.1073/pnas.1720064115.
36. IPCC. *Chapter 8: Climate Change 2013: The Physical Science Basis. Contribution of Working Group I to the Fifth Assessment Report of the Intergovernmental Panel on Climate Change*. Cambridge/ New York, NY, 2013. doi:10.1017/CBO9781107415324.
37. Blanco-Canqui H, Shaver TM, Lindquist JL et al. Cover crops and ecosystem services: insights from studies in temperate soils. *Agron J* 2015;**107**:2449–74. doi:10.2134/agronj15.0086.
38. Poeplau C, Don A. Carbon sequestration in agricultural soils via cultivation of cover crops – a meta-analysis. *Agric Ecosyst Environ* 2015;**200**:33–41.
39. Bayala J, Prieto I. Water acquisition, sharing and redistribution by roots: applications to agroforestry systems. *Plant Soil* 2020;**453**:17–28. doi:10.1007/s11104-019-04173-z.
40. Brooker RW, Bennett AE, Cong WF et al. Improving intercropping: a synthesis of research in agronomy, plant physiology and ecology. *New Phytol* 2015;**206**:107–17. doi: 10.1111/nph.13132.
41. Cardinale BJ, Wright JP, Cadotte MW et al. Impacts of plant diversity on biomass production increase through time because of species complementarity. *Proc Natl Acad Sci USA* 2007;**104**:18123–8. doi:10.1073/pnas.0709069104.
42. Cardinael R, Umulisa V, Toudert A et al. Revisiting IPCC Tier 1 coefficients for soil organic and biomass carbon storage in agroforestry systems. *Environ Res Lett* 2018;**13**:124020. doi: 10.1088/1748-9326/aaeb5f.
43. Chapman M, Walker WS, Peter SCC et al. Large climate mitigation potential from adding trees to agricultural lands. *Glob Chang Biol* 2020;**26**:4357–65. doi:10.1111/gcb.15121.
44. Castellano MJ, Mueller KE, Olk DC et al. Integrating plant litter quality, soil organic matter stabilization, and the carbon saturation concept. *Glob Chang Biol* 2015;**21**:3200–9. doi: 10.1111/gcb.12982.
45. Kallenbach CM, Frey SD, Grandy AS. Direct evidence for microbial-derived soil organic matter formation and its eco-physiological controls. *Nat Commun* 2016;**7**:1–10. doi: 10.1038/ncomms13630.
46. Luo Z, Feng W, Luo Y et al. Soil organic carbon dynamics jointly controlled by climate, carbon inputs, soil properties and soil carbon fractions. *Glob Chang Biol* 2017;**23**:4430–9. doi: 10.1111/gcb.13767.
47. Cotrufo MF, Wallenstein MD, Boot CM et al. The microbial efficiency-matrix stabilization (MEMS) framework integrates plant litter decomposition with soil organic matter stabilization: do labile plant inputs form stable soil organic matter? *Glob Chang Biol* 2013;**19**:988–95. doi:10.1111/gcb.12113.
48. Smith P. Land use change and soil organic carbon dynamics. *Nutr Cycl Agroecosyst* 2008;**81**:169–78. doi:10.1007/s10705-007-9138-y.
49. Anthony MA, Crowther TW, Maynard DS et al. Distinct assembly processes and microbial communities constrain soil organic carbon formation. *One Earth* 2020;**2**:349–60. doi: 10.1016/j.oneear.2020.03.006.
50. Sokol NW, Sanderman J, Bradford MA. Pathways of mineral-associated soil organic matter formation: integrating the role of plant carbon source, chemistry, and point of entry. *Glob Chang Biol* 2019;**25**:12–24. doi:10.1111/gcb.14482.
51. Crombie K, Mašek O. Pyrolysis biochar systems, balance between bioenergy and carbon sequestration. *GCB Bioenergy* 2015;**7**:349–61. doi:10.1111/gcbb.12137.
52. Lehmann J, Abiven S, Kleber M et al. Chapter 10: persistence of biochar in soil. In: *Biochar for Environmental Management: Science and Technology and Implementation*, 2nd edn. London: Earthscan Ltd., 2015, 169–82.
53. Kuzyakov Y, Bogomolova I, Glaser B. Biochar stability in soil: decomposition during eight years and transformation as assessed by compound-specific 14C analysis. *Soil Biol Biochem* 2014;**70**:229–36. doi:10.1016/j.soilbio.2013.12.021.
54. Bolinder MA, Angers DA, Giroux M et al. Estimating C inputs retained as soil organic matter from corn (*Zea Mays* L.). *Plant Soil* 1999;**215**:85–91. doi:10.1023/A:1004765024519.
55. Budai A, Rasse DP, Lagomarsino A et al. Biochar persistence, priming and microbial responses to pyrolysis temperature series. *Biol Fertil Soils* 2016;**52**:749–61. doi: 10.1007/s00374-016-1116-6.
56. Wang J, Xiong Z, Kuzyakov Y. Biochar stability in soil: meta-analysis of decomposition and priming effects. *GCB Bioenergy* 2016;**8**:512–23. doi:10.1111/gcbb.12266.
57. Klocke NL, Currie RS, Aiken RM. Soil water evaporation and crop residues. *Trans ASABE* 2009;**52**:103–10.
58. Sessions J, Smith D, Trippe KM et al. Can biochar link forest restoration with commercial agriculture? *Biomass Bioenergy* 2019;**123**:175–85. doi:10.1016/j.biombioe.2019.02.015.
59. Food and Agricultural Organization of the United Nations. FAOSTAT <http://www.fao.org/faostat/en/#data/QC>.
60. Fischer RA. Understanding the physiological basis of yield potential in wheat. *J Agric Sci* 2007;**145**:99–113. doi: 10.1017/S0021859607006843.
61. Ghaffariyan MR, Apolit R. Harvest residues assessment in pine plantations harvested by whole tree and cut-to-length harvesting methods (a case study in Queensland, Australia). *Silva Balc* 2015;**16**:113–22.
62. Gregg JS, Smith SJ. Global and regional potential for bioenergy from agricultural and forestry residue biomass. *Mitig Adapt Strateg Glob Chang* 2010;**15**:241–62. doi: 10.1007/s11027-010-9215-4.
63. Wrobel-Tobiszewska A, Boersma M, Sargison J et al. An economic analysis of biochar production using residues from eucalypt plantations. *Biomass Bioenergy* 2015;**81**:177–82. doi: 10.1016/j.biombioe.2015.06.015.
64. Amann T, Hartmann J, Struyf E et al. Enhanced weathering and related element fluxes - a cropland mesocosm approach. *Biogeosciences* 2020;**17**:103–19. doi:10.5194/bg-17-103-2020.
65. Kelland ME, Wade PW, Lewis AL et al. Increased yield and CO₂ sequestration potential with the C₄ cereal sorghum bicolor cultivated in basaltic rock dust-amended agricultural soil. *Glob Chang Biol* 2020, No. March, 1–19. doi: 10.1111/gcb.15089.
66. Li G, Hartmann J, Derry LA et al. Temperature dependence of basalt weathering. *Earth Planet Sci Lett* 2016;**443**:59–69. doi: 10.1016/j.epsl.2016.03.015.
67. Brady PV, Dorn RI, Brazel AJ et al. Direct measurement of the combined effects of lichen, rainfall, and temperature on silicate weathering. *Geochim Cosmochim Acta* 1999;**63**:3293–300. doi:10.1016/S0016-7037(99)00251-3.

68. White AF, Blum AE. Effects of climate on chemical weathering in watersheds. *Water-rock Interact Proc Symp Vladivostok*, 1995;59:57–60.
69. Maher K. The role of fluid residence time and topographic scales in determining chemical fluxes from landscapes. *Earth Planet Sci Lett* 2011;312:48–58. doi:10.1016/j.epsl.2011.09.040.
70. Swoboda-Colberg NG, Drever JI. Mineral dissolution rates in plot-scale field and laboratory experiments. *Chem Geol* 1993;105:51–69. doi:10.1016/0009-2541(93)90118-3.
71. Maher K. The dependence of chemical weathering rates on fluid residence time. *Earth Planet Sci Lett* 2010;294:101–10. doi:10.1016/j.epsl.2010.03.010.
72. Velbel MA. Constancy of silicate-mineral weathering-rate ratios between natural and experimental weathering: implications for hydrologic control of differences in absolute rates. *Chem Geol* 1993;105:89–99. doi:10.1016/0009-2541(93)90120-8.
73. White AF, Brantley SL. The effect of time on the weathering of silicate minerals: why do weathering rates differ in the laboratory and field? *Chem Geol* 2003;202:479–506. doi:10.1016/j.chemgeo.2003.03.001.
74. Renforth P. The potential of enhanced weathering in the UK. *Int J Greenh Gas Control* 2012;10:229–43. doi:10.1016/j.ijggc.2012.06.011.
75. Blume H-P, Brümmer GH, Fleige H et al. Chapter 5: chemical properties and processes. In: *Scheffer/Schachtschabel: Soil Science*, 2016, 123–74.
76. Anda M, Shamshuddin J, Fauziah CI. Improving chemical properties of a highly weathered soil using finely ground basalt rocks. *Catena* 2015;124:147–61. doi:10.1016/j.catena.2014.09.012.
77. Gillman GP, Burkett DC, Coventry RJ. Amending highly weathered soils with finely ground basalt rock. *Appl Geochemistry* 2002;17:987–1001. doi:10.1016/S0883-2927(02)00078-1.
78. Jien SH, Wang CS. Effects of biochar on soil properties and erosion potential in a highly weathered soil. *Catena* 2013;110:225–33. doi:10.1016/j.catena.2013.06.021.
79. Schmidt H, Pandit B, Martinsen V et al. Fourfold increase in pumpkin yield in response to low-dosage root zone application of urine-enhanced biochar to a fertile tropical soil. *Agriculture* 2015;5:723–41. doi:10.3390/agriculture5030723.
80. Hagemann N, Kammann CI, Schmidt HP et al. Nitrate capture and slow release in biochar amended compost and soil. *PLoS One* 2017;12:e0171214. doi:10.1371/journal.pone.0171214.
81. Buss W, Jansson S, Mašek O. Unexplored potential of novel biochar-ash composites for use as organo-mineral fertilizers. *J Clean Prod* 2019;208:960–7. doi:10.1016/j.jclepro.2018.10.189.
82. Buss W, Bogush A, Ignatyev K. Unlocking the fertilizer potential of waste-derived biochar. *ACS Sustain Chem Eng* 2020;8:12295–303. doi:10.1021/acssuschemeng.0c04336.
83. Oldfield EE, Bradford MA, Wood SA. Global meta-analysis of the relationship between soil organic matter and crop yields. *Soil* 2019;5:15–32. doi:10.5194/soil-5-15-2019.
84. Hartwig NL, Ammon HU. Cover crops and living mulches. *Weed Sci* 2002;50:688–99.
85. Abdalla M, Hastings A, Cheng K et al. A critical review of the impacts of cover crops on nitrogen leaching, net greenhouse gas balance and crop productivity. *Glob Chang Biol* 2019;25:2530–43. doi:10.1111/gcb.14644.
86. Bormann BT, Wang D, Bormann FH et al. Rapid, plant-induced weathering in an aggrading experimental ecosystem. *Biogeochemistry* 1998;43:129–55. doi:10.1023/A:1006065620344.
87. Kantola IB, Masters MD, Beerling DJ et al. Potential of global croplands and bioenergy crops for climate change mitigation through deployment for enhanced weathering. *Biol Lett* 2017;13:20160714. doi:10.1098/rsbl.2016.0714.
88. Hinsinger P, Fernandes Barros ON, Benedetti MF et al. Plant-induced weathering of a basaltic rock: experimental evidence. *Geochim Cosmochim Acta* 2001;65:137–52. doi:10.1016/S0016-7037(00)00524-X.
89. Moulton KL, West J, Berner RA. Solute flux and mineral mass balance approaches to the quantification of plant effects on silicate weathering. *Am J Sci* 2000;300:539–70.
90. Cochran MF, Berner RA. Promotion of chemical weathering by higher plants: field observations on Hawaiian basalts. *Chem Geol* 1996;132:71–7.
91. Haque F, Santos RM, Chiang YW. Optimizing inorganic carbon sequestration and crop yield with wollastonite soil amendment in a microplot study. *Front Plant Sci* 2020;11:1–12. doi:10.3389/fpls.2020.01012.
92. Robinson DA, Hopmans JW, Filipovic V et al. Global environmental changes impact soil hydraulic functions through biophysical feedbacks. *Glob Chang Biol* 2019;25:1895–904. doi:10.1111/gcb.14626.
93. Miller RMR, Jastrow JD. Mycorrhizal fungi influence soil structure. In: Y Kapulnik, D Doude Jr, (eds.), *Arbuscular Mycorrhiza: Physiology and Function*. Dordrecht: Springer Science and Business Media, 2000, 3–18. doi:10.1007/978-94-017-0776-3_1.
94. Blume H-P, Brümmer GH, Fleige H et al. *Scheffer/Schachtschabel: Soil Science*; Berlin, Heidelberg: Springer, 2016. doi:10.1007/978-3-642-30942-7.
95. Wiesmeier M, Urbanski L, Hobbey E et al. Soil organic carbon storage as a key function of soils - a review of drivers and indicators at various scales. *Geoderma* 2019;333:149–62. doi:10.1016/j.geoderma.2018.07.026.
96. Baldock JA, Aoyama M, Oades JM et al. Structural amelioration of a South Australian red-brown earth using calcium and organic amendments. *Aust J Soil Res* 1994;32:571–94.
97. Bogie NA, Bayala R, Diedhiou I et al. Hydraulic redistribution by native sahelian shrubs: bioirrigation to resist in-season drought. *Front Environ Sci* 2018;6:1–12. doi:10.3389/fenvs.2018.00098.
98. Edeh IG, Mašek O, Buss W. A meta-analysis on biochar's effects on soil water properties - new insights and future research challenges. *Sci Total Environ* 2020;714. doi:10.1016/j.scitotenv.2020.136857.
99. Green MB, Bailey AS, Bailey SW et al. Decreased water flowing from a forest amended with calcium silicate. *Proc Natl Acad Sci USA* 2013;110:5999–6003. doi:10.1073/pnas.1302445110.
100. Buss W, Jansson S, Wurzer C et al. Synergies between BECCS and biochar - maximizing carbon sequestration potential by recycling wood ash - accepted. *ACS Sustain Chem Eng* 2019;7:4204–9. doi:10.1021/acssuschemeng.8b05871.
101. McDougall I. Geochemistry and origin of basalt of the Columbia river group, Oregon and Washington. *Bull Geol Soc Am* 1976;87:777–92. doi:10.1130/0016-7606(1976)87<777:GAOOBO>2.0.CO;2.
102. Reichow MK, Saunders AD, White RV et al. Geochemistry and petrogenesis of basalts from the West Siberian Basin: an extension of the permo-triassic Siberian traps, Russia. *Lithos* 2005;79:425–52. doi:10.1016/j.lithos.2004.09.011.
103. Marsh JS. Basalt geochemistry and tectonic discrimination within continental flood Basalt Provinces. *J Volcanol Geotherm Res* 1987;32:35–49. doi:10.1016/0377-0273(87)90035-7.
104. Dumitru I, Zdrilic A, Azzorpari A. *Soil Reinerisation with Basaltic Rock Dust in Australia*, 1999.
105. Nair PKR, Nair VD, Kumar BM et al. Carbon sequestration in agroforestry systems. *adv Agron* 2010;108:237–307. doi:10.1016/S0065-2113(10)08005-3.

106. Binkley D, Stape L, Ryan MG et al. Age-related decline in forest ecosystem growth: an individual- tree, stand-structure hypothesis. *Ecosystems* 2002;**5**:58–67. doi:10.1007/s10021-001-0055-7.
107. Forrester DI, Collopy JJ, Beadle CL et al. Effect of thinning, pruning and nitrogen fertiliser application on light interception and light-use efficiency in a young eucalyptus nitens plantation. *For Ecol Manage* 2013;**288**:21–30. doi:10.1016/j.foreco.2011.11.024.
108. Werner C, Schmidt HP, Gerten D et al. Biogeochemical potential of biomass pyrolysis systems for limiting global warming to 1.5 C. *Environ Res Lett* 2018;**13**. doi:10.1088/1748-9326/aabb0e.
109. Simmons AT, Cowie AL, Waters CM. Pyrolysis of invasive woody vegetation for energy and biochar has climate change mitigation potential. *Sci Total Environ* 2021;**770**. doi:10.1016/j.scitotenv.2021.145278.
110. Hossain MK, Strezov Vladimir V, Chan KY et al. Influence of pyrolysis temperature on production and nutrient properties of wastewater sludge biochar. *J Environ Manage* 2011;**92**:223–8. doi:10.1016/j.jenvman.2010.09.008.
111. Cotrufo MF, Ranalli MG, Haddix ML et al. Soil carbon storage informed by particulate and mineral-associated organic matter. *Nat Geosci* 2019;**12**:989–94. doi:10.1038/s41561-019-0484-6.
112. Angst G, Mueller KE, Eissenstat DM et al. Soil organic carbon stability in forests: distinct effects of tree species identity and traits. *Glob Chang Biol* 2019;**25**:1529–46. doi:10.1111/gcb.14548.
113. Chenu C, Angers DA, Barré P et al. Increasing organic stocks in agricultural soils: knowledge gaps and potential innovations. *Soil Tillage Res* 2019;**188**:41–52. doi:10.1016/j.still.2018.04.011.
114. Sokol NW, Bradford MA. Microbial formation of stable soil carbon is more efficient from belowground than aboveground input. *Nat Geosci* 2019;**12**:46–53. doi:10.1038/s41561-018-0258-6.
115. Kallenbach CM, Wallenstein MD, Schipanski ME et al. Managing agroecosystems for soil microbial carbon use efficiency: ecological unknowns, potential outcomes, and a path forward. *Front Microbiol* 2019;**10**. doi:10.3389/fmicb.2019.01146.
116. Mathieu AJ, Hatte C, Balesdent J et al. Deep soil carbon dynamics are driven more by soil type than by climate: a worldwide meta-analysis of radiocarbon profiles. *Glob Chang Biol* 2015;**21**:4278–92. doi:10.1111/gcb.13012.
117. Keiluweit M, Bougoure JJ, Nico PS et al. Mineral protection of soil carbon counteracted by root exudates. *Nat Clim Chang* 2015;**5**:588–95. doi:10.1038/NCLIMATE2580.
118. Tautges NE, Chiartas JL, Gaudin ACM et al. Deep soil inventories reveal that impacts of cover crops and compost on soil carbon sequestration differ in surface and subsurface soils. *Glob Chang Biol* 2019;**3753–66**. doi:10.1111/gcb.14762.
119. Sulman BN, Brozostek ER, Medici C et al. Feedbacks between plant N demand and rhizosphere priming depend on type of mycorrhizal association. *Ecol Lett* 2017;**20**:1043–53. doi:10.1111/ele.12802.
120. Lal R. Digging deeper: a holistic perspective of factors affecting soil organic carbon sequestration in agroecosystems. *Glob Chang Biol* 2018;**24**:3285–301. doi:10.1111/gcb.14054.
121. Weng Z, Liu X, Eldridge S et al. Priming of soil organic carbon induced by sugarcane residues and its biochar control the source of nitrogen for plant uptake: a dual ¹³C and ¹⁵N isotope three-source-partitioning study. *Soil Biol Biochem* 2020;**146**:107792. doi:10.1016/j.soilbio.2020.107792.
122. Mao JD, Johnson RL, Lehmann J et al. Abundant and stable char residues in soils: implications for soil fertility and carbon sequestration. *Funct Nat Org Matter Chang Environ* 2013;**9789400756**:479–84. doi:10.1007/978-94-007-5634-2_87.
123. Lorenz K, Lal R. Biochar application to soil for climate change mitigation by soil organic carbon sequestration. *J Plant Nutr Soil Sci* 2014;**177**:651–70. doi:10.1002/jpln.201400058.
124. Rumpel C, Leifeld J, Santin C et al. Movement of biochar in the environment. In: J Lehmann, J Stephen (eds.), *Biochar for Environmental Management: Science and Technology and Implementation*, 2nd edn. London: Earthscan Ltd., 2015; 283–99.
125. Jaffé R, Ding Y, Niggemann J et al. Global charcoal mobilization from soils via dissolution and riverine transport to the oceans. *Science* 2013;**340**:345–7. doi:10.1126/science.1231476.
126. Coppola AI, Wiedemeier DB, Galy V et al. Global-scale evidence for the refractory nature of riverine black carbon. *Nat Geosci* 2018;**11**:584–8. doi:10.1038/s41561-018-0159-8.
127. Coppola AI, Druffel ERM. Cycling of black carbon in the ocean. *Geophys Res Lett* 2016;**43**:4477–82. doi:10.1002/2016GL068574.
128. Sardans J, Peñuelas J. Potassium: a neglected nutrient in global change. *Glob Ecol Biogeogr* 2015;**24**:261–75. doi:10.1111/gcb.12259.
129. FAO. *Plant Nutrition for Food Security - a Guide for Integrated Nutrient Management*, 2006.
130. Biederman LA, Harpole WS. Biochar and its effects on plant productivity and nutrient cycling: a meta-analysis. *GCB Bioenergy* 2013;**5**:202–14. doi:10.1111/gcbb.12037.
131. Singh B, Camps-Arbestain M, Lehmann J. *Biochar: A Guide to Analytical Methods*, 1st edn. CSIRO Publishing, 2017.
132. Upjohn B, Fenton G, Conyers M. *New South Wales Department of Primary Industries: Soil Acidity and Liming*, 2005.
133. Roy RN, Finck A, Blair GJ et al. Plant nutrition for food security - a guide for integrated nutrient management: Chapter 7 - guidelines for the management of plant nutrients and their sources. *FAO Fertil Plant Nutr Bull* 2006;**16**:193–232.
134. Jeffery S, Abalos D, Prodana M et al. Biochar boosts tropical but not temperate crop yields. *Environ Res Lett* 2017;**12**. doi:10.1088/1748-9326/aa67bd.
135. Dietzen C, Harrison R, Michelsen-Correa S. Effectiveness of enhanced mineral weathering as a carbon sequestration tool and alternative to agricultural lime: an incubation experiment. *Int J Greenh Gas Control* 2018;**74**:251–8. doi:10.1016/j.ijggc.2018.05.007.
136. Trost B, Prochnow A, Drastig K et al. Irrigation, soil organic carbon and N₂O emissions. A review. *Agron Sustain Dev* 2013;**33**:733–49. doi:10.1007/s13593-013-0134-0.
137. Grillakis MG. Increase in severe and extreme soil moisture droughts for Europe under climate change. *Sci Total Environ* 2019;**660**:1245–55. doi:10.1016/j.scitotenv.2019.01.001.
138. Aguilera E, Vila-Traver J, Deemer BR et al. Methane emissions from artificial waterbodies dominate the carbon footprint of irrigation: a study of transitions in the food-energy-water-climate nexus (Spain, 1900–2014). *Environ Sci Technol* 2019;**53**:5091–101. doi:10.1021/acs.est.9b00177.
139. Deemer BR, Harrison JA, Li S et al. Greenhouse gas emissions from reservoir water surfaces: a new global synthesis. *Bioscience* 2016;**66**:949–64. doi:10.1093/biosci/biw117.
140. Dobes L, Weber N, Bennett J et al. Stream-bed and floodplain rehabilitation at mulloon creek, Australia: a financial and economic perspective. *Rangel J* 2013;339–48.

141. George SJ, Harper RJ, Hobbs RJ et al. A sustainable agricultural landscape for australia: a review of interlacing carbon sequestration, biodiversity and salinity management in agroforestry systems. *Agric Ecosyst Environ* 2012;**163**:28–36. doi:10.1016/j.agee.2012.06.022.
142. Bodner G, Loiskandl W, Kaul H. Cover crop evapotranspiration under semi-arid conditions using FAO dual crop coefficient method with water stress compensation. *Agric Water Manag* 2007;**93**:85–98. doi:10.1016/j.agwat.2007.06.010.
143. Robertson AD, Paustian K, Ogle S et al. Unifying soil organic matter formation and persistence frameworks: the MEMS model. *Biogeosciences* 2019;**16**:1225–48. doi:10.5194/bg-16-1225-2019.
144. Abramoff R, Xu X, Hartman M et al. The millennial model: in search of measurable pools and transformations for modeling soil carbon in the new century. *Biogeochemistry* 2018;**137**:51–71. doi:10.1007/s10533-017-0409-7.